

RailCats Close to Clinching South Title While North Division has New Leader, Again

With two weeks left to play in the first half, the Gary SouthShore RailCats are close to clinching the South Division First Half Title. Meanwhile, the North Division continues to be a three horse race. Two weeks ago, the Winnipeg Goldeyes had a one game lead over the Calgary Vipers and Fargo-Moorhead RedHawks. Since then, the Vipers have moved into a half game lead over the RedHawks and one and a half over the Goldeyes.

With 13 games remaining the RailCats magic number sat at five. Any combination of Gary wins and/or Joliet losses equaling five and the RailCats will clinch the first half and a berth into the 2007 playoffs. They have been atop the division wire-to-wire and have had sole possession of first place since May 23rd.

The North Division looks like it will come down to the final games to determine the first half champ. Following off days on June 25th, the three contenders have 13 games remaining. The Goldeyes will have eight games at home and five on the road, while the Vipers and RedHawks will each have five at home and eight on the road. Calgary looks to have the easiest schedule as their opponents have a combined winning percentage of .433 (45-59) compared to Fargo's .514 (54-51) and Winnipeg's .562 (59-46). Both the Goldeyes and RedHawks will face the RailCats, the league's top team thus far.

Remaining Schedules	# of Games	Calgary	Fargo-Moorhead	Winnipeg
June 26 th – 28 th	3	@ Winnipeg	@ Schaumburg	CALGARY
June 29 th – July 3 rd	5	KANSAS CITY	JOLIET	GARY
July 4 th – 8 th	5	@ Schaumburg	@ Gary	@ Kansas City

note: The RedHawks-Goldeyes rained out game from June 7th will only be played if the two teams finish the half in a first place tie.

Northern League Alumni – Location Update


Below is a list of the active Northern League alumni playing affiliated ball:

Pos.	Player	NL Team	Organization	2007 Team (level)
LHP	Tim Byrdak	Joliet/Gary	Tigers	Detroit (majors)
RHP	Ken Chenard	Winnipeg	Rangers	Frisco (AA)
OF	Brad Correll	Kansas City	Red Sox	Lancaster (A)
C	Chris Coste	Fargo-Moorhead	Phillies	Reading (AA)
RHP	Gabe DeHoyos	Schaumburg	Royals	Omaha (AAA)
RHP	Byron Embry	Gary/Kansas City	Mariners	Tacoma (AAA)
OF	Nathan Haynes	Gary	Angels	Los Angeles (majors)
C	Craig Hurba	Kansas City	Mariners	Arizona (Rookie)
OF	Greg Jacobs	Kansas City	Phillies	Reading (AA)
OF	Todd Martin	Gary	Indians	Mahoning Valley (A)
RHP	Derell McCall	Joliet	Marlins	Greensboro (A)
1B	Brian Myrow	Winnipeg	Padres	Portland (AAA)
LHP	Anthony Pluta	Calgary	Rangers	Bakersfield (A)
2B	Eric Riggs	Winnipeg/Schaumburg	Marlins	Carolina (AA)
OF	Jim Rushford	Schaumburg	Orioles	Ottawa (AAA)
LHP	George Sherrill	Winnipeg	Mariners	Seattle (majors)
OF	Mike Spidale	Kansas City	Phillies	Reading (AA)
LHP	R.J. Swindle	Schaumburg	Yankees	Lakewood (A)
LHP	Luis Villarreal	Winnipeg/Joliet	Phillies	Clearwater (A)
LHP	Mike Wagner	Winnipeg	Mariners	Wisconsin (A)
OF	Jon Weber	Fargo-Moorhead	Rangers	Bakersfield (A)

Former Northern Leaguer Ties 63-year-old California League Record

On June 23rd playing in only his fifth game as a member of the Boston Red Sox organization, former Kansas City T-Bones outfielder Brad Correll connected for four home runs in a one game for the Lancaster JetHawks. He became only the second player in the league's 63-year-old history to accomplish that feat. Amazingly enough, the record was first set earlier in 2007 by Correll's new Lancaster teammate Aaron Bates.

The history-making night started in the first inning when Correll hit a two-run homer to give the JetHawks a 3-0 lead. He added a solo shot in the third inning, a three-run blast in the sixth, and another two-run home run in the eighth. He finished the game going 4-for-5 with a franchise record eight RBI. He connected for another home run on June 24th, continuing a red-hot span of hitting seven round-trippers in four games (only 19 at-bats).



Correll had his T-Bones contract purchased by the Boston Red Sox on June 13th, becoming the third player this season and 602nd Northern League player to be acquired since 1993.

Standings – through June 24th

North Division	W	L	GB	Pct.
Calgary	20	15	----	.571
Fargo-Moorhead	19	15	0.5	.559
Winnipeg	18	16	1.5	.529
Edmonton	14	21	6.0	.400

South Division	W	L	GB	Pct.
Gary	25	10	----	.714
Joliet	16	19	9.0	.457
Kansas City	14	21	11.0	.400
Schaumburg	13	22	12.0	.371

Attendance

	Total	Openings	Avg.
Winnipeg	90,300	14	6,450
Kansas City	110,106	19	5,795
Schaumburg	70,871	15	4,725
Joliet	63,964	17	3,763
Gary	62,124	18	3,451
Fargo-Moorhead	56,674	18	3,149
Edmonton	34,463	16	2,154
Calgary	21,362	17	1,257

Team Batting

	AVG	R	HR	SB
Fargo-Moorhead	.309	220	33	23
Calgary	.308	202	21	39
Gary	.297	199	10	48
Joliet	.287	185	30	26
Edmonton	.286	200	27	12
Kansas City	.283	207	32	35
Winnipeg	.272	182	32	49
Schaumburg	.257	160	22	49

Team Pitching

	ERA	ER	BB	SO
Joliet	4.19	183	146	230
Fargo-Moorhead	4.28	151	102	189
Gary	4.57	174	146	235
Winnipeg	4.89	182	133	232
Calgary	5.20	195	114	215
Edmonton	5.42	222	99	223
Schaumburg	5.48	217	125	212
Kansas City	5.75	232	164	196

Team Fielding

	%	G	E	TC
Fargo-Moorhead	.981	34	25	1,322
Calgary	.979	35	29	1,356
Gary	.975	35	35	1,374
Winnipeg	.971	34	37	1,257
Joliet	.968	35	44	1,389
Schaumburg	.960	35	53	1,330
Kansas City	.960	35	55	1,362
Edmonton	.957	35	57	1,326

Power Rankings

	Rank	Pts	Previously
Fargo-Moorhead	1	37	1t
Gary	2	33	1t
Calgary	3	31	3
Joliet	4	26	5t
Winnipeg	5	21	4
Edmonton	6	13.5	7
Kansas City	7	11	5t
Schaumburg	8	7.5	8

Note: Power Rankings compiled by cumulative league rank in win pct, avg, run differential, era, and fldg pct.





Calgary Vipers – Home Sweet Home? The Vipers are a league-best 13-3 (.813) on the road and a league-worst 7-12 (.368) at home...Five of their everyday players have a batting average over .300, led by the league's leading hitter Darryl Brinkley...In game one of the doubleheader on June 22nd, Drew Miller played in his 200th consecutive game for the Vipers...Calgary is attempting to earn their first playoff berth since joining the Northern League in 2005...Carlos Duncan and Brinkley are batting .459 and .457 versus lefties this year.



Edmonton Cracker-Cats – The Cracker-Cats are last in the league with only 12 stolen bases after 35 games. The next closest club has 23 (Fargo)...A career .234 batter, George Sandel is currently eighth in the league in batting (.331)...Ryan Radmanovich has five home runs in only 55 at-bats...The Cracker-Cats have three of the top nine pitching ERA's: Lou Pote (2nd – 2.35), Scott Richmond (4th – 3.14), and Dorian Castro (9th – 3.62)...Have not won consecutive games since taking back-to-back games versus Fargo on June 9th & 10th.



Fargo-Moorhead RedHawks – Division Domination! The RedHawks have won four straight and seven of eight Division Titles (St. Paul won the Second Half in 2004)...With Gary's 10 losses, Fargo's league-record 40-7 mark (second half in 2005) remains safe for another half season...Dee-Fense, the RedHawks continue to flash the leather with a league-best .981 fielding pct. (25 errors in 34 games)... Fargo continues to struggle in close games posting a 1-8 record in one-run games...Fargo has scored the most runs (220) and have allowed the least (151).



Gary SouthShore RailCats – Through 35 games, the RailCats have hit more triples (17) than home runs (10). In recent NL history, no team has come close to accomplishing that feat over an entire season...The 10 team home runs is less than half of the next closest team total of 21 (Calgary)...Gary has a league high 14 home wins (14-4, .778) and have outscored their opponents 93-55 at U.S. Steel yard...Third, third, third. The RailCats are ranked third in the league in batting (.297 AVG), pitching (4.57 ERA), and fielding (.975 FLDNG PCT).



Joliet JackHammers -- After losing seven of nine games, the JackHammers have bounced back winning five of six...'Hammers have won three of last four series...Joliet has a league-best 3.86 ERA in the month of June...Derek Nicholson has reached base safely in all 17 home games...Joliet is 12-0 when they have a lead after six innings this year, but are 0-12 when trailing after eight innings...Nick Renault and Nate Sevier are both 5-1, accounting for 10 of the teams 16 wins...Cory Harris has the second-most outfield assists (4) in the NL.



Kansas City T-Bones – The T-Bones will factor in the outcome of the North Division first half playing their remaining 13 games against the North...Rob Watson has hit in 11 consecutive home games...K.C. has allowed a league-high 232 runs...Five of the T-Bones 14 wins are against the RailCats, while it accounts for half of their 10 losses...T-Bones batters have received a league-high 157 base on balls, Watson leads the league with 33 free passes...Had a record 10,345 fans June 23rd, bested the previous mark of 9,013 from August 27, 2005.




Schaumburg Flyers – The Flyers are tied for the league lead in stolen bases (49) and have grounded into the fewest double plays (16)...In 49-plus innings, Billy Keppinger has walked only six batters (one walk every 8.1 IP)...Schaumburg is 0-18 when trailing after eight innings...After winning four straight series (May 29th - June 10th), the Flyers have dropped four straight (June 12th – 24th)...Demetrius Heath leads the team in runs (27), hits (44), and stolen bases (16)...Flyers finish the half with five games versus first place Calgary.




Winnipeg Goldeyes – The Goldeyes are 11-4 at CanWest Global Park and play their next eight games at home...The Goldeyes have scored 182 runs and have allowed 182 runs...As a team, the Goldeyes are stealing bases at a 83% success rate (49-for-59). Fehlandt Lentini is leading the way going a perfect 19-for-19. Dating back to last season, Lentini has stolen 30 consecutive bases (last caught on August 15th vs. Edmonton)...The Goldeyes have not won a half title since the second half of 2003.


League Leaders - through June 11th

	AVG Darryl BRINKLEY .419
---	---


2 Carlos Duncan	CAL	.365
3 Joe Mathis	F-M	.362
4 Derek Nicholson	JOL	.360
5 Ruben Salazar	F-M	.344

HR Darryl BRINKLEY 8	
---	---

1t Derek Nicholson	JOL	8
1t Darryl Lawhorn	F-M	8
4t Kyle Nichols	EDM	7
4t Juan Diaz	JOL	7

	RBI Darryl BRINKLEY 40
---	---

2 Jason Colson	CAL	32
3 Derek Nicholson	JOL	31
4 Joe Mathis	F-M	29
5t several players tied		27

WINS Willie GLEN 6	
---	---

2t Josh Habel	GAR	5
2t Nick Renault	JOL	5
2t Nate Sevier	JOL	5
t5 several players tied		4

	ERA Jason SCHUTT 1.99
---	--

2 Lou Pote	EDM	2.35
3 Brett Lawson	WIN	2.56
4 Scott Richmond	EDM	3.14
5 Christopher Krawczyk	KC	3.25

STRIKEOUTS Willie GLEN 62	
--	---

2 Evan Greusel	CAL	45
3 Scott Richmond	EDM	42
4 Joel Posey	WIN	41
5 Benjamin Moore	WIN	39