

Gary SouthShore and Calgary Crowned First Half Division Champs

The RailCats led their division wire-to-wire en route to notching the best record in the league and the South Division First Half Crown. The RailCats clinched the division with nine games to go on June 29th.

The Vipers had a tougher time picking up the North Division title as they were in a three-team dog-fight with the Winnipeg Goldeyes and Fargo-Moorhead RedHawks. The RedHawks weren't eliminated from contention until July 6th and the Goldeyes didn't run out of time until only one game remained after the July 7th games. In all, the Vipers only finished one game ahead of Winnipeg in the loss column as they earned their first playoff berth in franchise history.

By virtue of winning the first half, Gary and Calgary earned the right to choose their home games for the first round of the playoffs. The first round of the playoffs will be a best of five series, with a 2-3 format. The RailCats have chosen to go with hosting games three, four (if necessary) and five (necessary) of the South Division Finals, while the Vipers went the other route and decided to host games one and two of the North Division Finals.

Northern League Post-Season Schedule

<u>Date</u>	<u>South Division Finals</u>	<u>North Division Finals</u>
Sept. 4 & 5	Gary @ South 2 nd Half winner	North 2 nd Half Winner @ Calgary
Sept. 7, 8* & 9*	South 2 nd Half winner @ Gary	Calgary @ North 2 nd Half Winner

note: If one team wins both halves, the team with the next best overall total season record in the entire league is their opponent. If two teams win both halves, the two teams with the next best overall season records in the entire league become the playoff opponents.

Northern League Alumni – Updates


Joliet JackHammers' rookie left-handed pitcher Justin Fiske became the fourth player of the 2007 season to have his contract purchased by a major league organization. On July 5th the St. Louis Cardinals acquired Fiske and immediately assigned him to their Class-A affiliate in the New York-Penn League. He became the 603rd Northern League player to be acquired since 1993.

Outfielder Brad Correll (T-Bones) went on the disabled list on June 30th for the Lancaster JetHawks (California League) a day after going 4-for-5 and raising his batting average to .395 after 38 at-bats...Outfielder Todd Martin (Gary) was named Player of the Week for the week ending July 2nd for the Mahoning Valley Scrappers (NY-PENN League)...Outfielder Jon Weber (Fargo) is batting .363 as the every day right fielder for the Bakersfield Blaze (California League)... Tim Byrdak (Joliet/Gary) was placed on the 15-day disabled list because of left elbow tendonitis for the Detroit Tigers (American League).

For all the current Northern League alumni updates, [click here](#) for a detailed list.

Former Northern Leaguer Chris Coste Chronicling His Major League Dream

On June 28th the Philadelphia Phillies recalled catcher/infielder Chris Coste from their Class-AA affiliate in Reading (Eastern League). After playing in 68 games for Philadelphia in 2006, Coste is making his second visit to the big leagues in 2007 filling the roster spot vacated because of the injury to Jayson Werth. He had an abbreviated stay back in May and appeared in three games where he went 2-for-5. On the season, he is batting .364 (8-for-22) versus major league pitching, just slightly above his career mark of .332.



The former Fargo-Moorhead catcher is in the process of writing his autobiography. The book, "Catching the Dream" is due to his publisher (Random House) on August 1st. The book is set to come out next spring. Coste says that he writes about 3,000 words a day and e-mails it to his literary agent.

Gold Glove Awards Through the First Half of the Season

First Base:	Jason Colson, Calgary	48 G, .996 Pct., 497 TC, 2 E
Second Base:	Mike Just, Fargo-Moorhead	43 G, .988 Pct., 245 TC, 3 E
Third Base:	Tanner Townsend, Gary SouthShore	48 G, .964 Pct., 165 TC, 6 E
Shortstop:	Nelson Castro, Calgary	41 G, .975 Pct., 238 TC, 6 E
Catcher:	Brian Munhall, Edmonton	34 G, .995 Pct., 207 TC, 1 E
Outfield:	Drew Miller, Calgary	48 G, 1.000 Pct., 85 TC, 0 E
Pitcher:	Nat Harris, Schaumburg	11 G, 1.000 Pct., 18 TC, 0 E

(through First Half)

Standings

<u>North Division</u>	<u>W</u>	<u>L</u>	<u>GB</u>	<u>Pct.</u>
Calgary	29	19	---	.604
Winnipeg	27	20	1.5	.574
Fargo-Moorhead	26	21	2.5	.553
Edmonton	19	29	10.0	.396

<u>South Division</u>	<u>W</u>	<u>L</u>	<u>GB</u>	<u>Pct.</u>
Gary	30	18	---	.625
Joliet	22	26	8.0	.458
Schaumburg	20	28	10.0	.417
Kansas City	18	30	12.0	.375

Attendance

	<u>Total</u>	<u>Openings</u>	<u>Avg.</u>
Winnipeg	139,670	22	6,349
Kansas City	140,974	24	5,874
Schaumburg	100,028	23	4,349
Joliet	89,293	25	3,572
Gary	81,732	23	3,554
Fargo-Moorhead	74,428	23	3,236
Edmonton	52,819	24	2,201
Calgary	31,460	22	1,430

Team Batting

	<u>AVG</u>	<u>R</u>	<u>HR</u>	<u>SB</u>
Calgary	.311	299	30	49
Kansas City	.303	309	39	46
Joliet	.296	276	51	29
Fargo-Moorhead	.290	283	45	40
Gary	.289	248	16	66
Edmonton	.286	288	40	18
Winnipeg	.281	268	48	68
Schaumburg	.277	253	38	72

Team Pitching

	<u>ERA</u>	<u>ER</u>	<u>BB</u>	<u>SO</u>
Fargo-Moorhead	4.37	202	155	264
Joliet	4.41	213	206	327
Gary	4.44	214	196	307
Winnipeg	4.71	214	197	313
Calgary	5.42	257	153	287
Schaumburg	5.61	260	168	299
Kansas City	6.11	282	223	279
Edmonton	6.24	285	161	292

Team Fielding

	<u>%</u>	<u>G</u>	<u>E</u>	<u>TC</u>
Fargo-Moorhead	.982	47	34	1,862
Calgary	.977	48	43	1,879
Gary	.974	48	48	1,876
Winnipeg	.972	47	49	1,762
Joliet	.969	48	58	1,862
Edmonton	.962	48	70	1,842
Schaumburg	.959	48	74	1,825
Kansas City	.957	48	79	1,856

Power Rankings

	<u>Rank</u>	<u>Pts</u>	<u>Previously</u>
Fargo-Moorhead	1	34	1
Calgary	2	30.5	3
Gary	3	28.5	2
Joliet	4	27	4
Winnipeg	5	25	5
Kansas City	6	14	7
Edmonton	7	11	6
Schaumburg	8	10	8

Note: Power Rankings compiled by cumulative league rank in win pct, avg, run differential, era, and fldg pct.





Calgary Vipers – En route to earning their first playoff berth in franchise history, the Vipers also established a franchise record for wins in a half with 29... Calgary's previous best finish came in the second half of 2005 (26-22)... The Vipers first half pennant also broke a string of two straight last place finishes in the North Division... The Vipers 18 road wins (18-6, .750) in the first half matches their season-long total from '06 (18-30, .375)... Calgary finished the first half 7-1 (.875) versus the Kansas City T-Bones.



Edmonton Cracker-Cats – The Cracker-Cats had a franchise record crowd of 7,415 fans June 30th at Telus Field... Scott Richmond accounted for seven of the team's 19 wins and Cracker-Cats are 9-2 (.818) in games he starts... Edmonton pitching has allowed the third fewest base on balls, but have allowed a league-high 569 hits... Ryan Radmanovich is third in the league with a .607 slugging percentage, he has hit eight home runs in only 107 at-bats (leads the league with a 1-to-13 / HR-to-AB ratio).



Fargo-Moorhead RedHawks – Over half of Fargo's 21 first half losses were by one run (11)... The RedHawks have allowed the fewest stolen bases in the league (36 SB in 47 games)... The RedHawks have a 3.50 team ERA at home, led by Adam Rowe who has only allowed one earned run over 25.2 innings pitched (0.35 ERA)... Fargo had led the league in scoring for most of the season, but their offense stumbled in July (May -.293, June -.304, July -.238)... Joe Mathis is fourth in the league in total bases (112).



Gary SouthShore RailCats – Through the first half, the RailCats continue to have hit more triples (18) than home runs (16). In recent NL history, no team has come close to accomplishing that feat over an entire season... The RailCats pitching staff has a league-low 1.39 WHIP (walk & hits per innings pitched) ...Despite losing seven of their last 10 games of the half, Gary notched a league-best 30 wins in the first half... The RailCats were one of only two teams to finish with a road record over .500 (14-11, .560), Calgary was the other (18-6, .750).



Joliet JackHammers – Joliet has had four of the seven Player of the Week winners in 2007 (Derek Nicholson, Cory Harris, and Juan Diaz-twice)... Despite being under .500 (22-26), the 'Hammers have outscored their opponents 276-262... Joliet is 0-5 in extra inning contests in '07... Joliet is 16-0 when they have the lead after six innings... Bats Heating up in July, the JackHammers have connected for 13 home runs through the first eight games in July. Diaz, the league leader with 14 home runs, led the way hitting five in July.



Kansas City T-Bones – Headed into the break, Calvin Pickering had reached base safely in 28 consecutive games. He is one game shy of the season high (29) set by Edmonton's George Sandel... The T-Bones lead the league in scoring, averaging 6.4 runs a game (309 in 48 games)... In losing six of their last seven games to Winnipeg and Calgary to end the half, the T-Bones finished 6-20 (.231) versus the North Division... With 106 doubles through the first 48 games, Kansas City is in contention to reach the league record of 220 set by Lincoln in 2005.




Schaumburg Flyers – The Flyers lead the league in stolen bases (75)... Demetrius Heath (19) and Sandy Almonte (17) have combined for the most stolen bases of any two teammates (36)... James Morrison has appeared in more than half of the Flyers games (25 appearances/48 games)... Headed into the All-Star Break, Patrick O'Sullivan had reached base safely in 21 consecutive games... The stretch from June 10th to June 26th hurt the Flyers first half chances, the team lost 12 of 14 games, including going 0-6 versus eventual first half champion Gary.



Winnipeg Goldeyes – The Goldeyes finished only game back in the loss column in the first half standings... Streaky Fish, the Goldeyes had three streaks of four or more wins... Fehlandt Lentini leads the league with 23 stolen bases and with a .885 (23-for-26) stolen base percentage. On June 26th versus Calgary, Lentini was caught stealing for the first time since August 15, 2006... Winnipeg tied with Gary for the best home record in the first half (16-7, .696)... The Goldeyes do not have a player in the top 20 in the league in batting (Brent Matheny 21st).

League Leaders - through July 8th

	AVG	Darryl BRINKLEY	.409
---	------------	-----------------	-------------

2	Carlos Duncan	CAL	.369
3	Juan Diaz	JOL	.359
4	Rob Watson	KC	.351
5	Kyle Nichols	CAL	.348

	HR	Juan DIAZ	14
---	-----------	-----------	-----------

2t	Darryl Lawhorn	F-M	10
2t	Jason Colson	CAL	10
4	Kyle Nichols	CAL	9
5t	several players tied		8

	RBI	Darryl BRINKLEY	51
---	------------	-----------------	-----------


2	Calvin Pickering	KC	47
3	Jason Colson	CAL	44
4	Carlos Duncan	CAL	43
5	Juan Diaz	JOL	42

	WINS	Josh HABEL	8
---	-------------	------------	----------

2t	Nate Sevier	JOL	7
2t	Scott Richmond	EDM	7
4t	Chris Schutt	CAL	6
4t	Willie Glen	GAR	6

	ERA	Jason SCHUTT	1.76
---	------------	--------------	-------------

2	Lou Pote	EDM	2.35
3	Nate Sevier	JOL	3.46
4	Scott Richmond	EDM	3.75
5	Drew Dickinson	SCH	3.86

	STRIKEOUTS	Willie GLEN	75
---	-------------------	-------------	-----------

2	Scott Richmond	EDM	55
3	Benjamin Moore	WIN	50
4	Dane Renkert	F-M	50
5t	several players tied		41