


Four Teams Prepare for Northern League Playoffs

Behind their 57 wins, the Gary SouthShore RailCats posted the best record in the regular season for the second time in the last three years clinching the #1 Seed in the playoffs and their fifth straight appearance in the post-season. The RailCats franchise has now won 50-plus games in all five seasons since manager Greg Tagert joined the organization in 2005. The Winnipeg Goldeyes held on for the #2 Seed, while the Fargo-Moorhead RedHawks and defending champion Kansas City T-Bones took the #3 and #4 Seeds respectively.

For the second straight year, the top four regular season records qualified for the post-season. The playoffs pit the top four teams against each other in two rounds. The #1 team (RailCats) will face the #4 finisher (T-Bones) and the #2 team (Goldeyes) squares-off against the #3 team (RedHawks). Each of the rounds will consist of a best-of-five series.



The playoffs are set to begin on Wednesday, September 2nd with the T-Bones hosting the RailCats in Kansas City and RedHawks playing host to the Goldeyes in Fargo. Game Twos are set for Thursday night with both of the series changing venues for games three, four (if necessary), and five (if necessary) over the

weekend. The Northern League Championship Series is scheduled to begin on Tuesday, September 8th with the highest seed remaining hosting Games One and Two. Following a travel day, Game Three would begin on Friday, September 11th and if necessary Games Four and Five on Saturday and Sunday.

Northern League Leads Indy Leagues in Per Game Attendance

The Northern League leads all independent leagues with a 4,421 per game average as none of its franchises averaged under 3,200 fans a game. The Winnipeg Goldeyes led all indy teams with a 6,180 average attendance. The Long Island Ducks (Atlantic League) were the only other team averaging over 6,000 fans a game this year. The Kansas City T-Bones ranked fifth amongst all teams at 5,340.

With only 276 openings, the Northern League welcomed more than 1.2 million fans through its gates in 2009. Entering its 18th season in 2010, the Northern League will embark on surpassing 24 million all-time fans.



NL Post-Season All-Stars to be Announced September 3rd

The Northern League end of the year awards will begin being announced on Thursday, September 3rd as all the ballots have been returned to the league office. The All-Star Team will be the first of the awards to be announced by the league. Each team was given nine official ballots to distribute to select front office members, managers, pitching coaches, veteran and LS-5 players, and radio broadcasters.

Northern League Post-Season Awards Schedule	
September 3 rd	– Post-Season All-Star Team
September 4 th	– Best Playing Surface of the Year
September 5 th	– Relief Pitcher of the Year and Defensive Player of the Year
September 6 th	– NL Rookies of the Year (Player and Pitcher)
September 7 th	– Manager of the Year and Executive of the Year
September 9 th	– NL Player and Pitcher of the Year
September 10 th	– NL Organization of the Year

Northern League Alumni Notes



With the expansion of major league rosters on September 1st, a few former Northern League players were recalled from the minor leagues. Left-handed pitcher Alberto Castillo (Schaumburg /1999-2000) joined the Baltimore Orioles and catcher Eliezer Alfonzo (St. Paul/2003) was recalled by the San Diego Padres.

More Alumni Notes: Tim Byrdak (Joliet/2003 & Gary/2003) continues to thrive as a situational lefty for the Houston Astros. He has not allowed a run since August 8th (12 games/8 IP)... Yurendell de Caster (Fargo/2009) is batting .301 with 12 2B and 5 HR for the Yankees Triple-A... Brian Myrow (Winnipeg 1999-2001) is ranked sixth in batting (.307) in the International League for the Pirates Triple-A... Travis Schlichting (Kansas City/2007) will play in the Arizona Fall League for the LA Dodgers. For more links and updates to the Northern League alumni, please go to www.northernleague.com.



(all stats through Regular Season)

Standings				
	W	L	GB	Pct.
Gary	57	39	---	.594
Winnipeg	55	41	2.0	.573
Fargo-Moorhead	53	42	3.5	.558
Kansas City	46	50	11.0	.479
Schaumburg	43	53	14.0	.448
Joliet	33	62	23.5	.347

Home Record			
	W	L	Pct.
Gary	34	14	.708
Winnipeg	29	19	.604
Fargo-Moorhead	26	22	.542
Kansas City	23	25	.479
Schaumburg	21	27	.438
Joliet	16	31	.340

Road Record			
	W	L	Pct.
Fargo-Moorhead	27	20	.574
Winnipeg	26	22	.542
Gary	23	25	.479
Kansas City	23	25	.479
Schaumburg	22	26	.458
Joliet	17	31	.354

Attendance			
	Total	Openings	Avg.
Winnipeg	278,099	45	6,180
Kansas City	245,625	46	5,340
Schaumburg	202,112	46	4,394
Fargo-Moorhead	181,872	47	3,870
Gary	166,334	47	3,539
Joliet	146,258	45	3,250
Total	1,220,300	276	4,421

Team Batting				
	AVG	R	HR	SB
Fargo-Moorhead	.292	618	113	152
Kansas City	.278	563	112	53
Winnipeg	.277	531	120	92
Gary	.271	503	45	89
Schaumburg	.262	414	62	126
Joliet	.261	412	65	82

Team Pitching				
	ERA	ER	BB	SO
Winnipeg	4.22	393	281	568
Gary	4.34	411	328	604
Fargo-Moorhead	4.77	442	354	639
Kansas City	4.77	442	411	566
Schaumburg	5.08	475	361	609
Joliet	5.23	486	357	622

Team Fielding				
	%	G	E	TC
Kansas City	.979	96	74	3,567
Gary	.974	96	96	3,657
Schaumburg	.972	96	102	3,639
Fargo-Moorhead	.971	95	107	3,667
Joliet	.970	95	106	3,571
Winnipeg	.970	96	108	3,625

Power Rankings			
	Rank	Pts	Prev.
Fargo-Moorhead	1	23	1 (24.5)
Gary	2t	22	3 (20.5)
Kansas City	2t	22	4 (20)
Winnipeg	4	20	2 (23.5)
Schaumburg	5	12	6 (8)
Joliet	6	6	5 (8.5)

Note: Power Rankings compiled by cumulative league rank in win pct, avg, run differential, era, and fldg pct.



Fargo-Moorhead RedHawks: 53-42 (.558), 2-8 last 10 games, 12-8 last 20
 The RedHawks are appearing in the post-season for the 13th time in the franchise's 14 seasons...F-M extended their league-record streak of seasons over-.500 to 14... The upcoming playoff series between the RedHawks and the Goldeyes will mark the ninth time in 14 years the two clubs will meet in the post-season. The RedHawks hold a 5-3 series advantage with wins in 1996, 1998, 2000, 2003 and 2006...Jeremiah Piepkorn became the third RedHawks player to win the Northern League Batting Title (Ruben Salazar in 2008 and Joe Mathis in 2006)...Zach Penprase established a Northern League scoring record with his 100th run scored in the final game of the season (previous record was 99 held by Cory Harris – Lincoln/2005).



Gary SouthShore RailCats: 57-39 (.594), 6-4 last 10 games, 12-8 last 20
 The RailCats secured a playoff berth for the fifth straight season, in that span they have averaged 55.2 wins a season...The RailCats finished the 2009 season with an all-time franchise record of 378-379 (.499)...The upcoming playoff series versus the T-Bones is a rematch of the 2008 Northern League Championship Series where the T-Bones won 3 games to 1. The 'Cats were 10-6 (.625) versus Kansas City in the 2009 regular season...After starting the season losing four of their first six home games, the RailCats won 32 of their next 42 home games finishing with a league-best 34-14 (.708) home record...Gary also finished the '09 season with a league-best 16-7 (.696) record in one-run games.



Joliet JackHammers : 33-62 (.347), 3-7 last 10 games, 7-13 last 20
 The JackHammers finished the season with a league-low 33 wins and have not made the post-season since their inaugural season of 2002...The 'Hammers had a better road record (17-31, .354), than home record (16-31, .340). They were one of four teams in the league to not have a better home record than road record in the 2009 regular season...Joe Gaetti hit nine home runs and had 25 RBI in only 25 games played with Joliet...Freddy Thon finished the season ranked tenth in the league in batting (.302). He led the team in many offensive categories: hits (116), doubles (23), RBI (63), total bases (172)...Adam Klein finished the season second in stolen bases (32) and led the league in base on balls (58)...Christian Lopez led all catchers throwing out 44% base-stealers (8-for-18) in '09.



Kansas City T-Bones : 46-50 (.479), 6-4 last 10 games, 12-8 last 20
 The Defending Champion T-Bones qualified for the post-season for the second straight season and third time in franchise history. Last season, the 'Bones made the playoffs as the fourth seed with a 46-50 record and won six of seven playoff games on their way to the title. Kansas City reached the post-season in 2004 with a 48-48 record, but lost to the Schaumburg Flyers three games to two in the opening round of the playoffs...The T-Bones have never finished a season with a record over .500, but their worst season was only eight games under .500 (44-52 in 2007). In seven seasons, K.C. has averaged 45.3 wins a season and has an all-time record of 317-346 (.478)...The Northern League has not had a back-to-back champion since the Goldeyes won the NL Central in 2001 and 2002.



Schaumburg Flyers : 43-53 (.448), 6-4 last 10 games, 10-10 last 20
 The Flyers fell just three games shy of qualifying for the post-season in 2009. The franchise has not made the post-season since 2006...The Flyers finished 10 games under .500 on the year, but was only 4-15 (.210) versus the RailCats. Against the rest of the league, the Flyers were 39-38 (.506). Over the last five seasons, Schaumburg has gone a combined 25-70 (.263) versus Gary SouthShore...Jeff Dunbar had an all-around season playing 90 games in the field (37-first base, 4-third base, 46-outfield, 3-catcher) and also appearing in 13 games as a pitcher. He batted .286 with 44 RBI and went 1-1 with a 6.04 ERA...The Flyers were a perfect 31-0 when they had a lead after eight innings...The Flyers franchise welcomed their second-highest total attendance (202,112) since 2003.




Winnipeg Goldeyes : 55-41 (.573), 6-4 last 10 games, 8-12 last 20
 The Goldeyes franchise has 823 victories, an average of 51.4 wins a season and their 55 wins in '09 qualified them for the playoffs for the 14th time in 16 seasons. However, they have not won a post-season series since 2003 when they lost to Fargo-Moorhead in the Finals...The Goldeyes meet the RedHawks in the first round of the playoffs for the first time since 2006 when the 'Hawks won the series three games to two. The two teams split the 2009 regular season series 9-9 (.500)...The Goldeyes led the league in pitching with a 4.22 team ERA. It marks the first time they have led the league since 2003 when they led the league with a 3.29 team ERA...Following his fourth season as manager, Rick Forney has a 210-173 (.548) career coaching record with the Fish.


2009 Northern League Leaders

	AVG Jeremiah PIEPKORN .339
---	---

2 Mike Coles	F-M	.328
3 Dee Brown	WIN	.322
4 Vince Harrison	WIN	.315
5 Aharon Eggleston	KC	.318

HR Juan DIAZ 29	
--	---


2 Ryan Fox	KC	24
3t Kevin West	WIN	19
3t Jeremiah Piepkorn	F-M	19
5t several players tied at		18

	RBI Nic JACKSON 97
---	---


2 Juan Diaz	WIN	90
3 Jeremiah Piepkorn	F-M	73
4 Craig Hurba	KC	69
5t several players tied at		68

WINS Ace WALKER 12	
---	---

2 Broc Coffman	F-M	9
3t several players tied at		8

	ERA Luis VILLARREAL 3.07
---	---

2 Ace Walker	WIN	3.32
3 Bear Bay	WIN	3.54
4 Tony Cogan	GAR	3.60
5 Scott Fogelson	F-M	3.66

STRIKEOUTS Tony COGAN 105	
--	---

2 Ryan Knippschild	KC	103
3 Luis Villarreal	KC	87
4 Rory Shortell	JOL	82
5 Jason Richardson	SCH	80