



Regular Season Ends with Top Four Overall Records Qualifying for Playoffs


The 2007 Northern League regular season ended much like it began, with the Gary SouthShore RailCats the hottest team in the league. Behind the league's top ranked pitching staff, the RailCats started the season winning 14 of 17 games and finished the year winning 12 of 14. Both streaks separated them from the rest of their division as they won both half titles in one season for the first time in franchise history. As a result, the Winnipeg Goldeyes, runner-ups in their division both halves, earned a wild card berth into the post-season versus Gary SouthShore in the South Division bracket.


The Fargo-Moorhead RedHawks also streaked their way to the second half division title as they went 9-2 to start the second half. They will take-on the First Half North Division Champion Calgary Vipers. With the RedHawks in the post-season, it marks the fourteenth time in 15 years F-M Manager Doug Simunic led a team into the Northern League post-season.




North Division
Best of Five Series
Sept. 4th - Fargo-Moorhead at Calgary
Sept. 5th - Fargo-Moorhead at Calgary
Sept. 7th - Calgary at Fargo-Moorhead
Sept. 8th - Calgary at Fargo-Moorhead
Sept. 9th - Calgary at Fargo-Moorhead







South Division
Best of Five Series
Sept. 4th - Gary SouthShore at Winnipeg
Sept. 5th - Gary SouthShore at Winnipeg
Sept. 7th - Winnipeg at Gary SouthShore
Sept. 8th - Winnipeg at Gary SouthShore
Sept. 9th - Winnipeg at Gary SouthShore



Both best of five playoff series are set to begin Tuesday, September 4th with the Vipers and Goldeyes hosting games one and two. The series will change venues to Fargo and Gary for game three, and games four and five, if necessary.

Vipers Darryl Brinkley Makes History in Final At-Bat of Regular Season

Sitting at .395 entering the final game of the season, Brinkley knew he needed a 3-for-3 performance to reach the hallowed ground of .400. In his third at bat after collecting base hits in his first two plate appearances, the 38-year-old veteran connected on a broken-bat single which raised his average to .400 on the season. After going in a 2-for-14 cold streak that dropped his average to .390, Brinkley closed the season going 9-for-13.

It marked the first time a player has batted .400 in Northern League history, and only the second time in independent league history a player has hit that mark (Desi Wilson batted .411 in 2005 playing in the Golden League).

RedHawks Manager Doug Simunic Notches 800th Victory

While he still trails all-time minor league wins leader Stan Wasiak (2,530-2,314) by over 1,700 games, Fargo-Moorhead's manager Doug Simunic (801-505) is in a class all of his own in the Northern League. Behind a 13-10 victory over the Vipers on August 31st, he notched his 800th managerial victory in the league.



Simunic, who started in the Northern League with the Rochester Aces in 1993, made the move with the franchise to Winnipeg in 1994. After two seasons with the Goldeyes, he joined the RedHawks in their inaugural season of 1996. Overall, he has been named Manager of the Year four times (1996, 1998, 2003, & 2006) and has led the Winnipeg Goldeyes to one (1994) and RedHawks to three League Titles (1998, 2003, & 2006).



Alumni Notes: Brian Myrow (pictured left), who was the Pacific Coast League batting champion (.354), was recalled by the San Diego Padres on September 1st. In his first at bat with the Padres, he earned a walk versus the Dodgers on Sept. 1st...With four games remaining in the NY-Penn League's regular season, Todd Martin is leading the league in batting with a .360 average...Jon Weber, who is batting .265 with three home runs with 21 RBI since he acquired by the Devil Rays, will be headed to the International League playoffs with the Durham Bulls...Brad Ziegler, who is 8-3 with a 2.96 ERA, will be in the Pacific Coast League post-season with the Sacramento River Cats...Ken Chenard will be playing in the Texas League playoffs with the Frisco RoughRiders...Brad Correll, of the Lancaster JetHawks, will be in the California League post-season...Brian Munhall, who was just recently signed by the Brewers organization, will be headed to Nashville for the Pacific Coast League Playoffs.



Overall Standings

	W	L	GB	Pct.
Gary	58	38	---	.561
Fargo-Moorhead	57	38	0.5	.610
Winnipeg	52	43	5.5	.549
Calgary	50	46	8.0	.542
Joliet	45	51	13.0	.463
Kansas City	44	52	14.0	.470
Schaumburg	39	57	19.0	.434
Edmonton	38	58	20.0	.373

First Half Standings

North Division		W	L	GB	Pct.
Calgary		29	19	---	.604
Winnipeg		27	20	1.5	.574
Fargo-Moorhead		26	21	2.5	.553
Edmonton		19	29	10.0	.396

South Division		W	L	GB	Pct.
Gary		30	18	---	.625
Joliet		22	26	8.0	.458
Schaumburg		20	28	10.0	.417
Kansas City		18	30	12.0	.375

Second Half Standings

North Division		W	L	GB	Pct.
Fargo-Moorhead		31	17	---	.646
Winnipeg		25	23	6.0	.521
Calgary		21	27	10.0	.438
Edmonton		19	29	12.0	.396

South Division		W	L	GB	Pct.
Gary		28	20	---	.583
Kansas City		26	22	2.0	.542
Joliet		23	25	5.0	.479
Schaumburg		19	29	9.0	.396

Attendance

	Total	Openings	Avg.
Winnipeg	300,938	46	6,542
Kansas City	289,162	48	6,024
Schaumburg	206,749	46	4,495
Joliet	184,611	49	3,768
Fargo-Moorhead	170,122	47	3,620
Gary	166,338	46	3,616
Edmonton	82,414	46	1,792
Calgary	71,363	46	1,551

Team Batting

	AVG	R	HR	SB
Calgary	.307	618	73	94
Kansas City	.299	609	83	89
Winnipeg	.294	568	107	127
Fargo-Moorhead	.291	595	96	80
Joliet	.285	527	100	55
Edmonton	.280	528	62	53
Schaumburg	.273	485	77	128
Gary	.267	463	37	108

Team Pitching

	ERA	ER	BB	SO
Gary	3.84	368	327	608
Fargo-Moorhead	4.26	395	382	549
Joliet	4.74	445	387	607
Winnipeg	4.89	451	371	609
Schaumburg	5.34	499	376	569
Kansas City	5.88	552	418	561
Calgary	6.12	574	356	543
Edmonton	6.19	562	349	558

Team Fielding

	%	G	E	TC
Gary	.979	96	77	3,681
Fargo-Moorhead	.978	95	83	3,718
Calgary	.977	96	85	3,683
Winnipeg	.972	95	101	3,571
Joliet	.970	96	108	3,623
Edmonton	.965	96	124	3,554
Kansas City	.964	96	133	3,697
Schaumburg	.961	96	143	3,685

Power Rankings

	Rank	Pts	Previously
Fargo-Moorhead	1	34	1
Gary	2	31	2
Winnipeg	3	29	3
Calgary	4	24	4
Joliet	5	23	5
Kansas City	6	19	6
Schaumburg	7	11	7
Edmonton	8	9	8

Note: Power Rankings compiled by cumulative league rank in win pct, avg, run differential, era, and fldg pct.



Calgary Vipers –Record Breaking Offense update...the Vipers finished the season with 618 runs scored to eclipse the previous mark of 612 set by the 1997 Goldeyes (83 games), but their 1,040 hits fell just short of the Team Hits record of 1,043 set by the Lincoln Salt Dogs in 2005...The Vipers record-setting offense had three of the league’s top four RBI producers (see league leaders on the right)...The Snakes led the league in on-base percentage (.389) ...Calgary’s 50 wins fell one game short of the franchise record of 51 set in 2005...After three season, the Vipers have a 143-144 (.498) record...Calgary welcomed a franchise record 71,363 fans through the gates.



Edmonton Cracker-Cats – The ‘Cats finished the first and second half with identical 19-29 (.396) records...Edmonton finished the ’07 campaign with the worst road record (14-34, .292), but had a .500 record at home (24-24)...Clint Johnston, who was acquired by the ‘Cats from the RedHawks, finished the season with the fifth highest average in the league. He batted .374 in 46 games for Edmonton...Scott Richmond finished the season with 10 wins, more than a quarter of the teams 38 wins.



Fargo-Moorhead RedHawks – Despite having the second-best record in the league, the RedHawks 57 wins was only the franchises fourth highest over the last five years (63 in ’06, 68 in ’05, 55 in ’04, 62 in ’03)...Fargo-Moorhead has a league-best franchise winning percentage of .628 (675-400). Winnipeg ranks second at .579 (717-522)...The RedHawks struggled in close games finishing the season with a league-worst 6-15 (.286) record in one-run games...Catcher Adam Shorsher led the league throwing out 37 would-be base runners (37-of-105).



Gary SouthShore RailCats – En route to the best record in the league, the RailCats beat up on the bottom teams in the league. They went 18-6 (.750) vs. Joliet, 13-6 (.684) vs. Schaumburg, and 6-1 (.857) vs. Edmonton. The RailCats were a combined 21-25 (.457) versus the rest of the league...The RailCats finished the season with the best road record in the league (29-20, .592)...Gary finished the season with the best fielding percentage (.979) in the league for the second time in three years...The pitching staff had a sub-.400 ERA in every month but June.



Joliet JackHammers – Joliet (265-299, .470) maintains a half game lead on Gary (265-300, .469) in the franchises’ all-time standings. Both teams entered the Northern League in 2002... Juan Diaz became the first JackHammers player to lead the league in home runs (28)...Outfielder Cory Harris led the league with 14 outfield assists. He had twice as many as the next highest players (three players had seven). The league record is 19 by Bryan Warner (Duluth-Superior 1999)... The JackHammers scored 527 runs and allowed 527 runs on the season.



Kansas City T-Bones –Rob Watson reached base safely in 45 of 46 home games this season. His 44-game consecutive on-base streak was snapped on August 30th...Kansas City started the month of August going 12-6 (.667), but went on to lose eight of their last 12 (.333)...In the final game of the season, Nelson Gord became the first player in franchise history to play all nine positions in one game...The T-Bones franchise has never finished a season with a record over .500. The franchise best record is 48-48 (.500) established in 2004...K.C. averaged over 6,000 fans a game for the first time in franchise history.



Schaumburg Flyers –Nate Sevier tied for the league lead in wins (13-4, 4.66), but teammates Dan Grybash (9-5, 3.39) and Billy Keppinger (5-7, 4.10) finished with lower ERA’s...The Flyers led the league in stolen bases (128), but also led the league in caught stealings (58)... After being acquired on June 30th, Jimmy Hurst batted .374 with 31 RBS for the Flyers in 41 games...Schaumburg was the only team in the league to finish the season with a losing record at home (22-26, .458)...The Flyers total attendance of 206,749 fans is the most since the 2001 season.



Winnipeg Goldeyes –Outfielder Fehlandt Lentini led the league with 42 stolen bases. He led the league with 57 steals in 2006...The team notched 50+ wins for the ninth time in 14 seasons. The Fish have finished with a record above .500 in 13 of 14 seasons...The Goldeyes led the league with a 32-15 (.681) home record. The 32 wins matched the franchise’s single-season record...Winnipeg welcomed a league-leading 300,938 fans in 2007. It marked the sixth straight season of eclipsing 300,000 fans.

2007 League Leaders



AVG
Darryl
BRINKLEY
.400

2	Juan Diaz	JOL	.358
3	Carlos Duncan	CAL	.350
4	Rob Watson	KC	.343
5	Clint Johnston	EDM	.342

HR
Juan
DIAZ
28



2t	Walter Young	WIN	21
2t	Brent Metheny	WIN	21
4	Calvin Pickering	KC	18
5t	several players at		17



RBI
Jason
COLSON
89

2	Calvin Pickering	KC	83
3t	Darryl Brinkley	CAL	82
3t	Carlos Duncan	CAL	82
5	Mario Delgado	KC	81

WINS
Dane
RENKERT
13



1t	Nate Sevier	JOL	13
3t	Willie Glen	GAR	12
3t	Josh Habel	GAR	12
5t	several players at		10



ERA
Brian
FORYSTEK
2.73

2	Josh Habel	GAR	2.96
3	Willie Glen	GAR	3.03
4	Dan Grybash	SCH	3.39
5	Dane Renkert	F-M	3.94

STRIKEOUTS
Willie
GLEN
162



2	Scott Richmond	EDM	110
3	Josh Habel	GAR	105
4	Benjamin Moore	WIN	101
5	Dan Grybash	SCH	100